

*The Department of Art as Applied to Medicine invites you to the*  
**2015 THESIS PRESENTATIONS**

**EDWIN CHOI**

Educating Patients and Physicians about  
Bariatric Embolization through use of  
Interactive Media

**JEFF DAY**

Animating Spinal Cord Damage:  
Building an Educational Website for  
Kids

**MARIYA KHAN**

Actomyosin Network in  
Mechanosensation & Cytokinesis: a  
Novel Workflow for Animating Cell  
Division

**JACKIE KUSTAN**

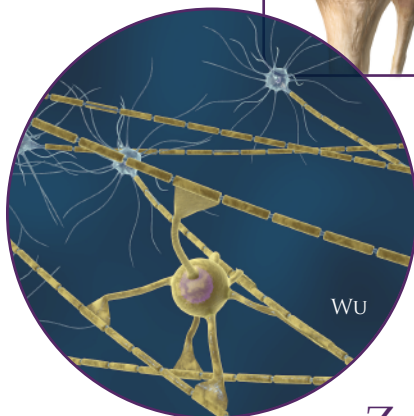
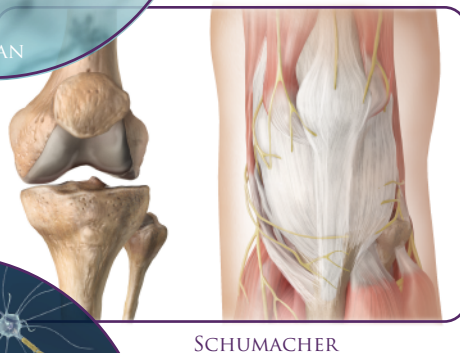
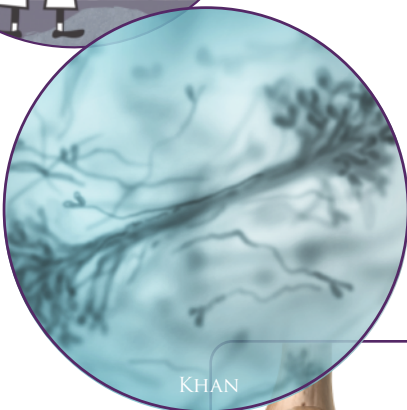
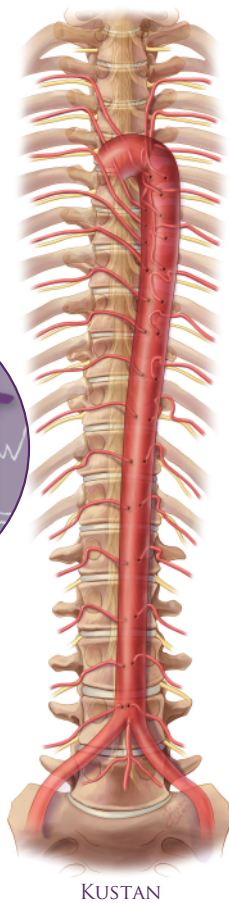
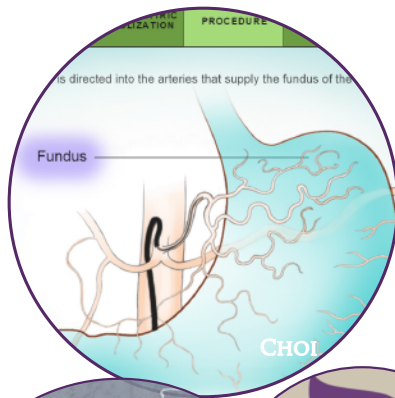
Visualizing Intersegmental Artery  
Ostium Location for Spinal  
Angiography

**MESA SCHUMACHER**

The 3D Knee: Visualizing Real Data  
from 3D Magnetic  
Resonance Neurography

**I-HSUN WU**

Intraarterial Transplantation of Glial  
Progenitors to Regenerate Brain Damage  
Following Radiation Therapy of Brain  
Tumor: An Animation for Lay Audience  
and Scientists



**2:30 TO 4:30 PM**

**FRIDAY, MAY 1<sup>ST</sup>, 2015**

**Reception to Follow**

***Chevy Chase Auditorium***

***Zayed Tower Main Level, Johns Hopkins Hospital***